

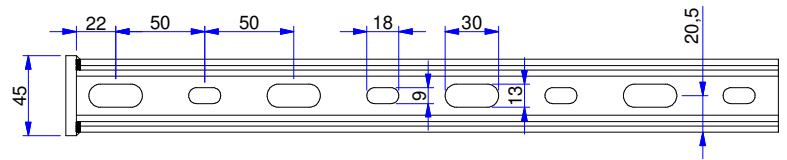
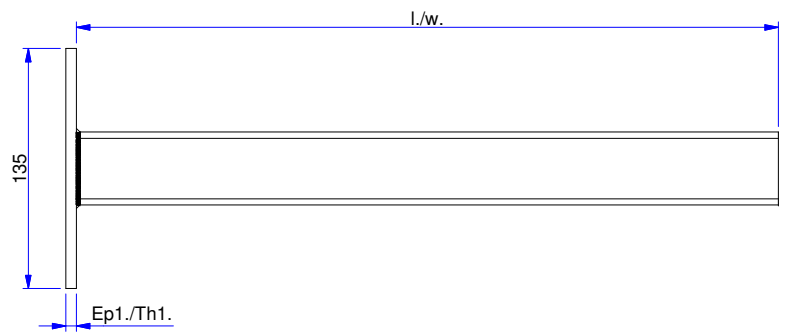
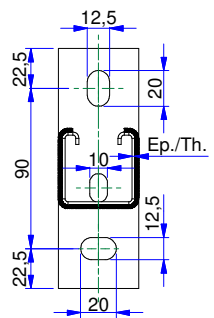
VIS TH M12x35
+ Rondelle Ø12
+ Ecrou rainuré M12
(Screw M12x35
+ flat washer Ø12
+ Nut M12 Strut)

VIS TH M12x35
+ Rondelle Ø12
+ Ecrou M12
(Screw M12x35
+ flat washer Ø12
+ Nut M12)

VIS TH M12x35
+ Rondelle Ø12
+ Ecrou rainuré M12
(Screw M12x35
+ flat washer Ø12
+ Nut M12 Strut)

BP TRL M6x20
+ Ecrou rainuré M6
(BP TRL M6x20 + Nut M6 Strut)

BP TRL M6x20
+ Ecrou rainuré M6
(BP TRL M6x20 HE + Nut M6 Strut)





Description	Code	Masse/Weight Kg/p	Ep./Th. mm	Ep1./Th1. mm	l./w. mm
CONSOLE STUT 41x41 200 I2	684073	0,671	2,00	6,00	194
CONSOLE STUT 41x41 250 I2	684122	0,776	2,00	6,00	244
CONSOLE STUT 41x41 350 I2	684072	0,982	2,00	6,00	344
CONSOLE STUT 41x41 450 I2	684092	1,312	2,50	6,00	444
CONSOLE STUT 41x41 550 I2	684126T1	1,547	2,50	6,00	544
CONSOLE STUT 41x41 650 I2	684070	1,781	2,50	6,00	644

SS304L : Stainless steel according to NF EN 10088-2 (304L).
I2 : Tôle d'acier inoxydable suivant NF EN 10088-2 (304L).



www.niedaxfrance.fr

CONSOLE STRUT 41X41 I2 BRACKET STRUT 41X41 SS304L		
ASSISTANCE TECHNIQUE +33 (0)1 55 95 92 17 pole.technique@niedax.fr		
FT02284		